

Using an SmartLink with a telephone at work



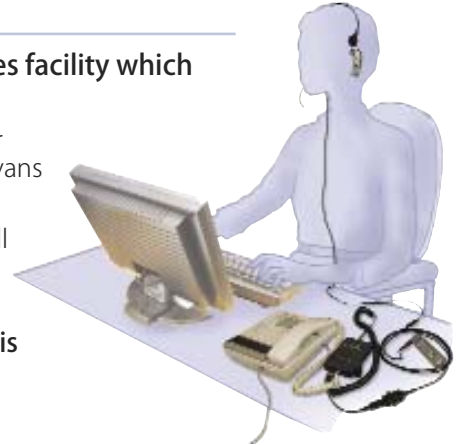
Connecting an Phonak SmartLink radio system into a telephone, with our specially modified adaptor cable, offers the best possible quality of telephone sound for hearing aid users.

(This lead will also work with the Phonak ZoomLink & EasyLink transmitters)

The complete system provides a superb quality hearing aid telephone/telesales facility which may literally make the difference between being able to work or not.

Many people at work now use telephone headsets leaving their hands free for computer keyboard use. For those with an existing Plantronics Vista base unit and headset, Connevens has a very easy to implement adaptation to use with their SmartLink system.

The Plantronics Vista is an industry standard system which telephone support people will already be familiar with. The user talks through the Plantronics headset microphone but listens via their hearing aids and the SmartLink/MicroMLxS radio aid system.



Connecting up: As the connection is made via the curly handset cable the system is suitable for use with virtually all telephone systems both analogue and digital.


Step 1: Check that existing Plantronics system is working OK, if necessary ask your telecoms support people for help.

Step 2: Check that your SmartLink radio aid system is working OK as usual.

Step 3: Take the modified 'Y' Plantronics adaptor, unplug the existing headset and reconnect through the 'Y' adaptor as if it was an extension lead.

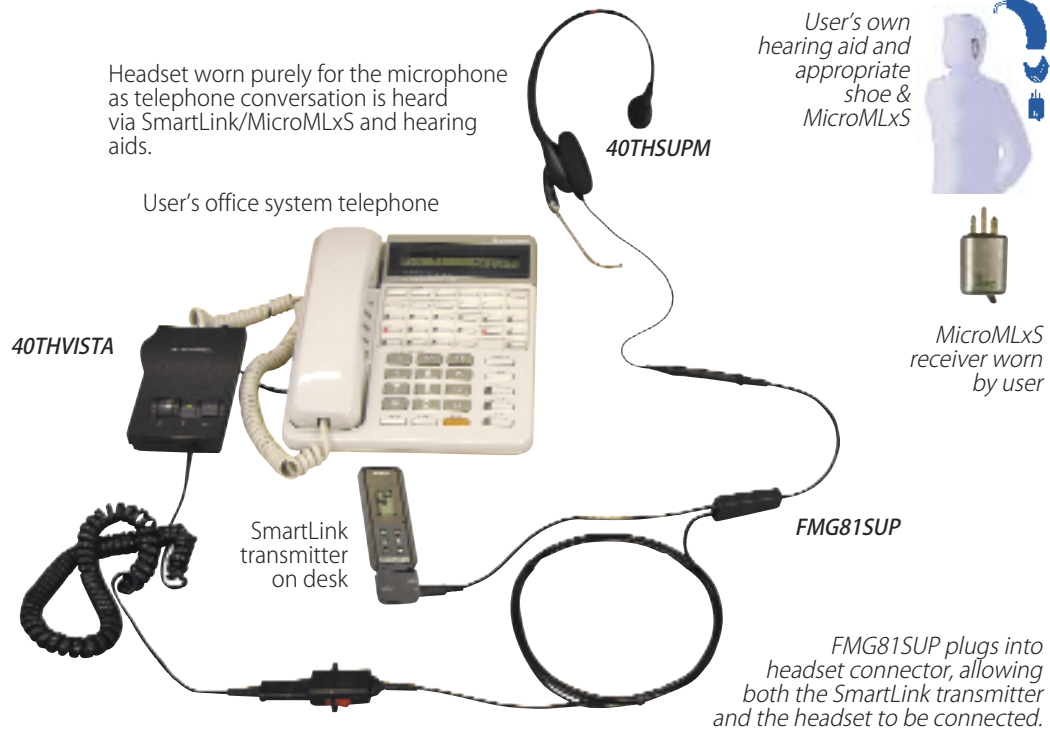
Step 4: Connect the 2.5mm plug from the 'Y' adaptor into the SmartLink 'Micro' socket. It's as simple as that – as long as both the Plantronics and SmartLink systems were working on their own in the first place.

Whilst there are a number of components in the system, once set up it should only be necessary to charge the SmartLink batteries regularly.



Conventional Vista telephone headset connection

Conventional Vista telephone headset connection with 'Y' lead for connection to SmartLink.



SYSTEM COMPONENTS – you probably already have the headset & base station

Supra™ Monaural Headset

Part no: 40THSPMH

The hearing aid user listens to the telephone via their radio aid and hearing aids. The headset is required to provide a microphone input for the telephone.



Vista Base Station

Part no: 40THVISTA

The Vista base station provides the interface between the telephone and the headset. Simple settings on the side of the Vista base station allow adjustment to suit the telephone being used.

Uses 2 x AA alkaline batteries.



Plantronics Y lead

Part no: FMG81SUP

Modified Plantronics SupraPlus headset to SmartLink Y adaptor cable



For pricing or SmartLink/MicroMLxS information see Connevens Catalogue, Section 1 Radio Aid Systems and Section 10 Telecommunications



CONNEVANS LIMITED

54 Albert Road North, Reigate, Surrey RH2 9YR

Customer Services: 01737 247571

Information: www.connevens.com
Shop online: www.DeafEquipment.co.uk

SHEET T3c